



ಬೃಹತ್ ಬೆಂಗಳೂರು ಮಹಾನಗರ ಪಾಲಿಕೆ
Bruhat Bengaluru Mahanagara Palike



BBMP COVID-19 WAR ROOM 24.05.2022



OVERVIEW OF COVID-19 IN BENGALURU

CASE TRENDS ACTIVE CASES **1,651**

Confirmed Cases 107 17,86,473 #	Recovered Cases 108 17,67,858 #	Death Cases 0 16,964 #
--	--	-------------------------------------

HOSPITALIZATION **5**

ICU – V -	ICU -	HDU 1	General 4
---------------------	-----------------	-----------------	---------------------

INCLUDES GOVT. QUOTA AND PRIVATE WALK-IN HOSPITALIZATION

VACCINATION **11,094** 1,90,98,054 #

First Dose 1,621 95,24,432 #	Second Dose 5,867 89,98,288 #	Precaution Dose 3,606 5,75,334 #
---	--	---

TRIAGING

MTU
18

Tele Triage
83

ACTIVE CLUSTERS

4

Budding Clusters (< 5 cases)
4

Clusters (> 5 cases)
0

TESTING **14,205** 2,96,62,938 #

Positivity : 1.04% <small>*FOR LAST 7 DAYS</small>	RAT 2,939	RTPCR 11,266
--	---------------------	------------------------

: indicates cumulative numbers till date



ABSTRACT OF COVID-19 SCENARIO IN BENGALURU



	MALE			FEMALE			TRANSGENDER			TOTAL		
	Last 24 Hours	Last 7 Days	Cumulative	Last 24 Hours	Last 7 Days	Cumulative	Last 24 Hours	Last 7 Days	Cumulative	Last 24 Hours	Last 7 Days	Cumulative
Positive Cases	66	445	10,56,725	41	283	7,29,557	0	0	191	107	728	17,86,473
Recovered Cases	70	498	10,44,509	38	300	7,23,166	0	0	183	108	798	17,67,858
Death Cases	0	1	10,745	0	0	6,215	0	0	4	0	1	16,964
Total Tests Done	In Last 24 hrs. : 14,205			In last 7 days : 80,498			Cumulative : 2,96,62,938					
Vaccine Doses Administered	In Last 24 hrs. :11,094			In last 7 days : 72,235			Cumulative : 1,90,98,054					
ACTIVE CASES									1,651			

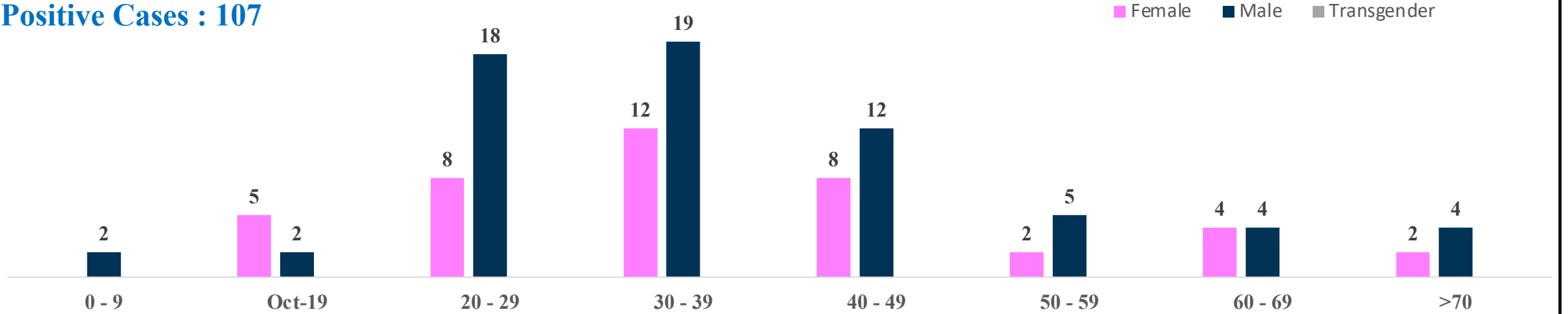
*Covid deaths occurred today : 00 | Covid deaths occurred beyond last 24 hrs., reported today : 00



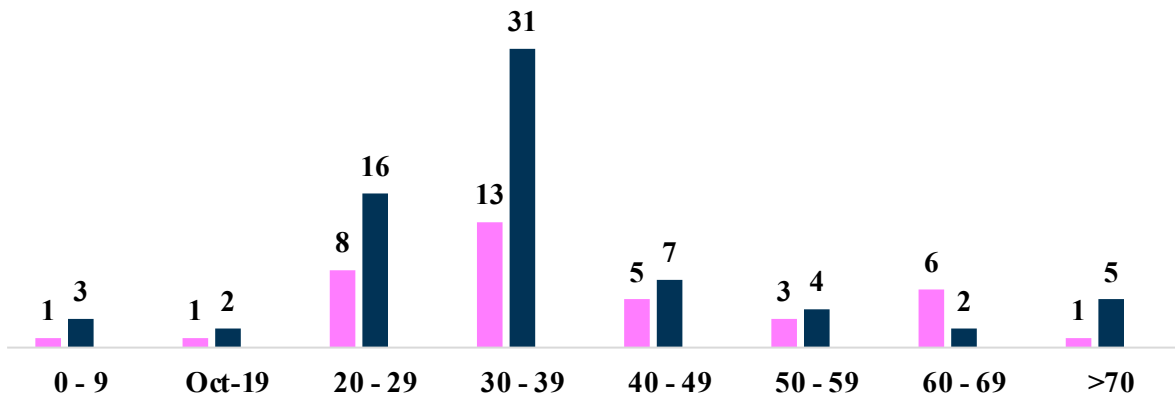
LAST 24 HOURS AGE GROUP AND GENDER WISE DISTRIBUTION



Positive Cases : 107



Recovered Cases : 108



Death Cases : 0

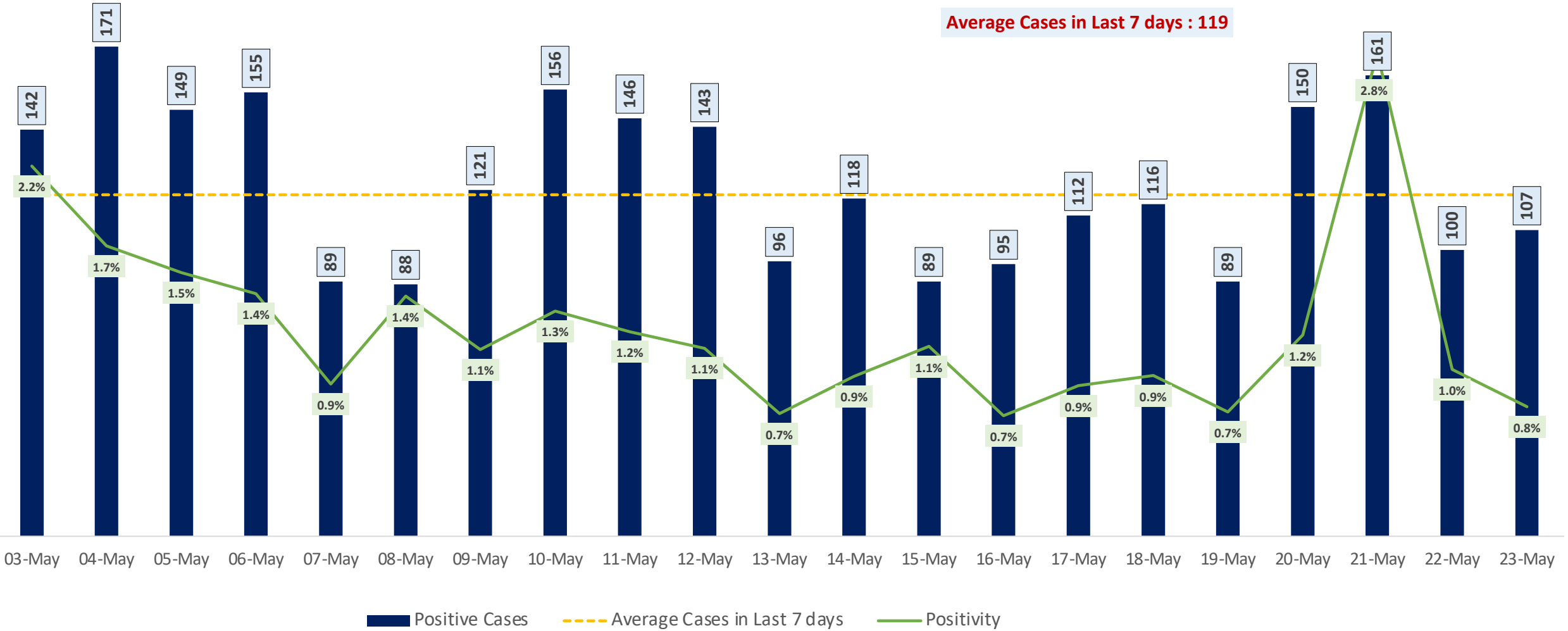
0 to 9 10 to 19 20 to 29 30 to 39 40 to 49 50 to 59 60 to 69 >=70



POSITIVITY RATE OF BENGALURU – LAST 21 DAYS



Average Cases in Last 7 days : 119

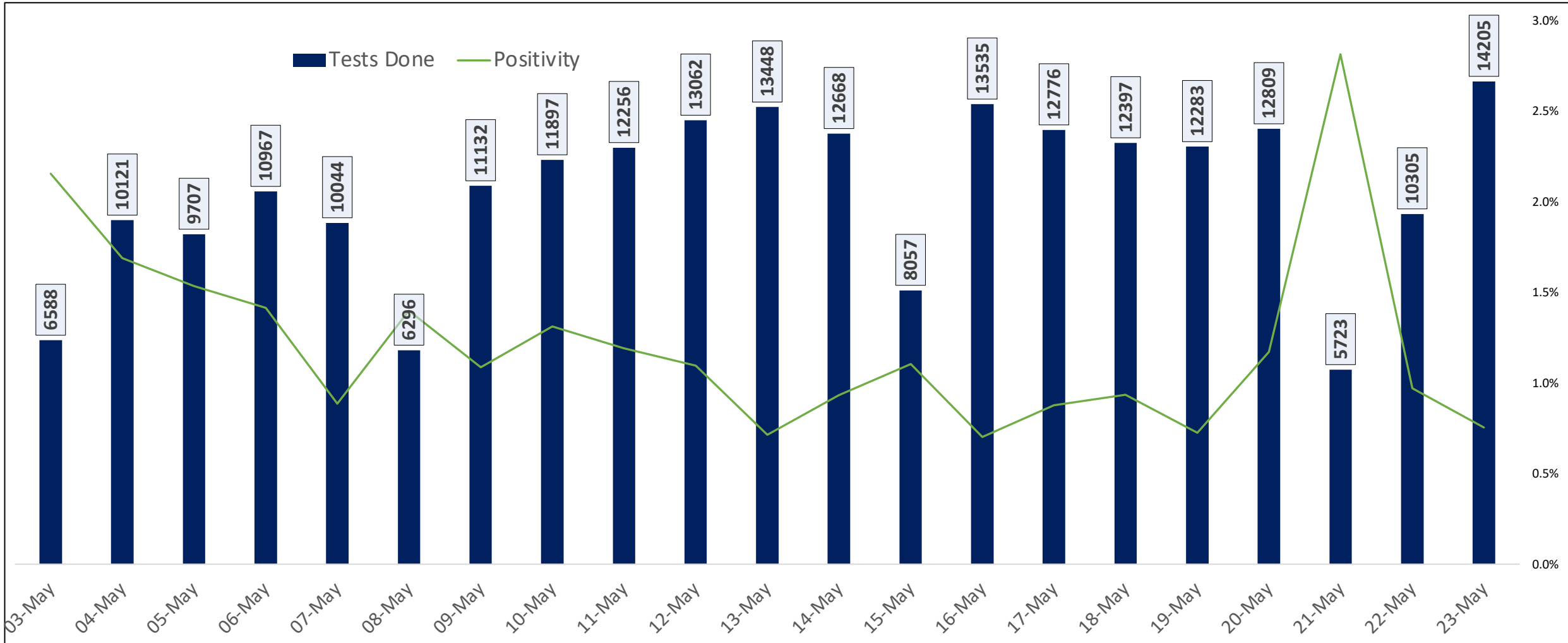




TESTING TRENDS IN BENGALURU



Total Test Conducted Till Date	Test Conducted Last 24 hours	Last 7 Days Average
2,96,62,938	14,205	11,500



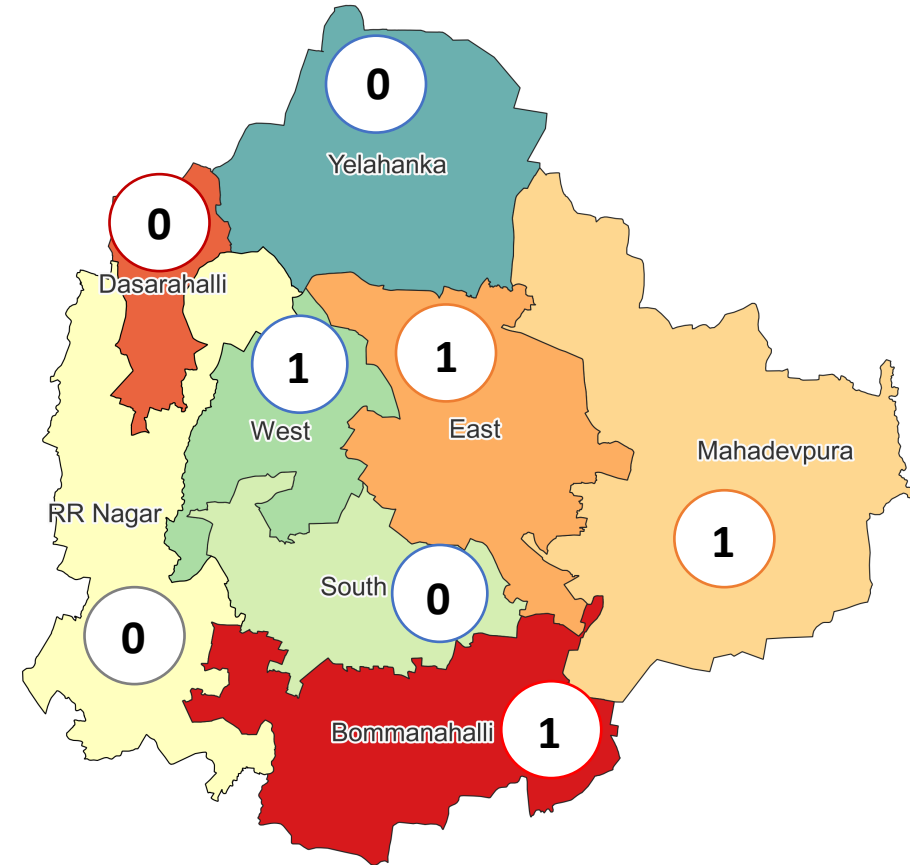


CLUSTER DETAILS



Zone Name	TOTAL CLUSTERS	Budding Clusters	Clusters	Outbreaks
		Less Than 5 Cases	5 To 14 Cases	More Than 14 Cases
BOMMANAHALLI	1 (-)	1 (-)	0 (-)	0 (-)
DASARAHALLI	0 (-)	0 (-)	0 (-)	0 (-)
EAST	1 (-)	1 (-)	0 (-)	0 (-)
MAHADEVPURA	1 (-)	1 (-)	0 (-)	0 (-)
RR NAGAR	0 (-)	0 (-)	0 (-)	0 (-)
SOUTH	0 (-)	0 (-)	0 (-)	0 (-)
WEST	1 (-)	1 (-)	0 (-)	0 (-)
YELAHANKHA	0 (-)	0 (-)	0 (-)	0 (-)
TOTAL	4 (-)	4 (-)	0 (-)	0 (-)

Total Active Clusters



Types of Clusters

Zone Name	Apartments/ Villa	Individual House	Hostels/Quarters	Others	Schools/Colleges
BOMMANAHALLI	1 (-)	0 (-)	0 (-)	0 (-)	0 (-)
DASARAHALLI	0 (-)	0 (-)	0 (-)	0 (-)	0 (-)
EAST	1 (-)	0 (-)	0 (-)	0 (-)	0 (-)
MAHADEVPURA	1 (-)	0 (-)	0 (-)	0 (-)	0 (-)
RR NAGAR	0 (-)	0 (-)	0 (-)	0 (-)	0 (-)
SOUTH	0 (-)	0 (-)	0 (-)	0 (-)	0 (-)
WEST	1 (-)	0 (-)	0 (-)	0 (-)	0 (-)
YELAHANKHA	0 (-)	0 (-)	0 (-)	0 (-)	0 (-)
TOTAL	4 (-)	0 (-)	0 (-)	0 (-)	0 (-)

▲▼ : Shows increase and decrease in numbers as compared to previous day



GOVT. QUOTA COVID BED STATUS AS ON 24.05.2022



SR. NO.	Facility Type	No. of Hospital	Total Allocated Beds for C+ Patients					Occupied Beds for C+ Patients					Net Available Beds for C+ Patients				
			Gen Beds	HDU	ICU Beds	ICU-V	Total	Gen Beds	HDU	ICU Beds	ICU-V	Total	Gen Beds	HDU	ICU Beds	ICU-V	Total
1	Government Medical Colleges	4	120	255	33	27	435	0	0	0	0	0	120	255	33	27	435
2	Government Hospitals	18	637	292	74	95	1,098	0	0	0	0	0	637	292	74	95	1,098
3	Private Medical Colleges	12	178	200	66	35	479	0	0	0	0	0	178	200	66	35	479
4	Private Hospitals	32	181	61	49	42	333	0	0	0	0	0	181	61	49	42	333
5	Covid Care Centre	1	50					0					50				
Total Beds		67	1,166	808	222	199	2,395	0	0	0	0	0	1,166	808	222	199	2,395

* Status as on 24.05.2022 – 04:30PM

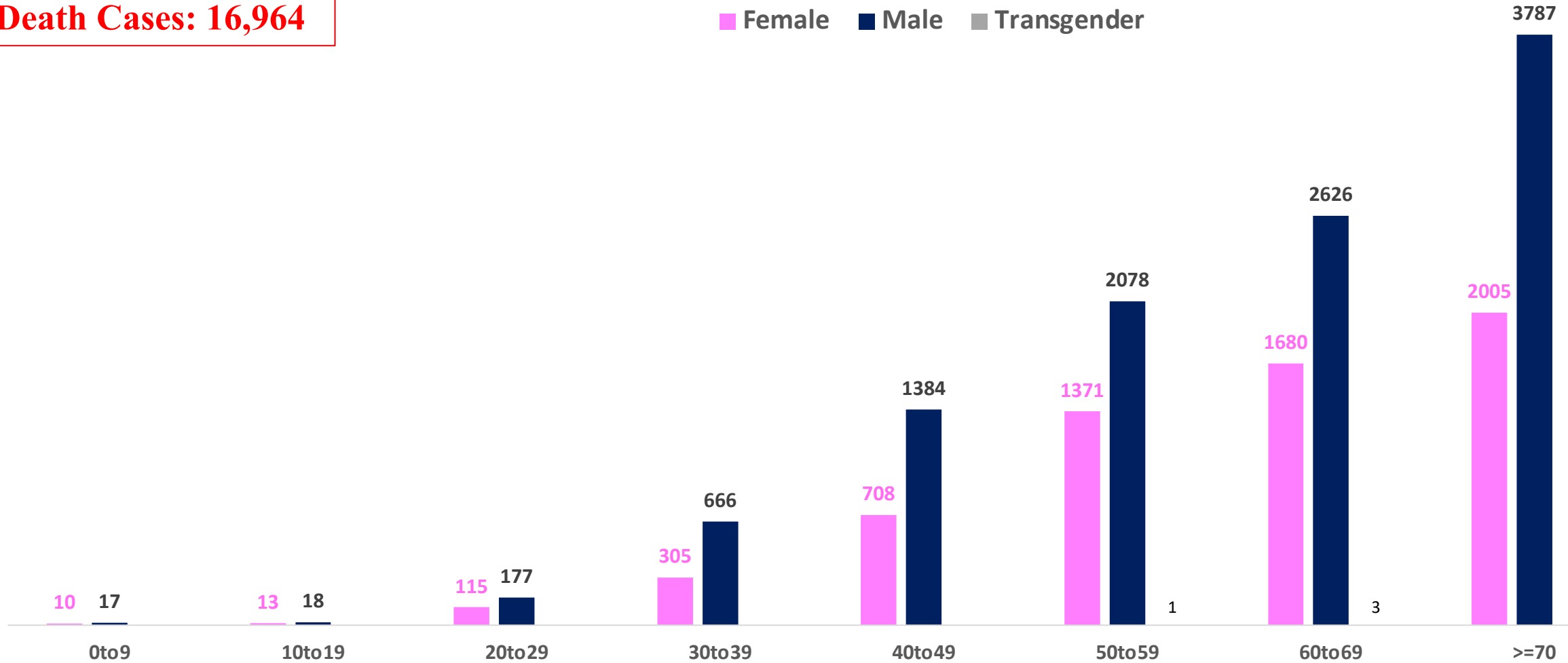


AGE AND GENDER WISE DISTRIBUTION OF DEATH CASES



Death Cases: 16,964

Female Male Transgender





VACCINATION COVERAGE AS ON 23.05.2022



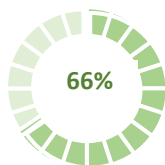
Total Doses Administered

1,90,98,054

▲ 11,094

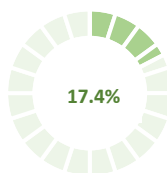
Total 12-14 years Population : 2.82 Lakhs

1ST DOSE



66%
1,84,428
Doses administered
▲ 1,196

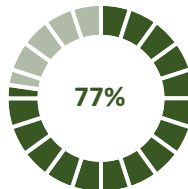
2ND DOSE



17.4%
48,924
Doses administered
▲ 1,676

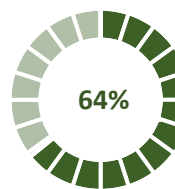
Total 15-18 years Population : 4.42 Lakhs

1ST DOSE



77%
3,42,236
Doses administered
▲ 157

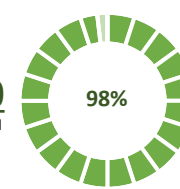
2ND DOSE



64%
2,84,090
Doses administered
▲ 340

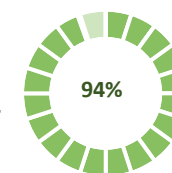
Total adult Population : 91.7 Lakhs

1ST DOSE



98%
89,97,768
Doses administered
▲ 268

2ND DOSE



94%
86,65,274
Doses administered
▲ 3,851

Priority Group*

Health Care Workers

Dose 1

2,10,306

Doses administered

▲ 2

Dose 2

2,06,433

Doses administered

▲ 8

Frontline Workers

Dose 1

3,81,791

Doses administered

▲ 3

Dose 2

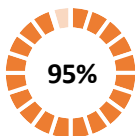
3,72,547

Doses administered

▲ 6

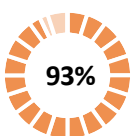
45 – 59 Years Coverage

Dose 1



95%
16,93,592
Doses administered
▲ 34

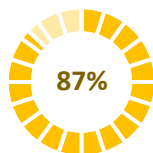
Dose 2



93%
16,47,346
Doses administered
▲ 500

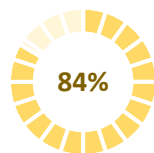
18 - 44 Years Coverage

Dose 1



87%
57,32,677
Doses administered
▲ 211

Dose 2



84%
54,91,440
Doses administered
▲ 3,116

60 + Years Coverage

Dose 1



100%
9,79,402
Doses administered
▲ 18

Dose 2



100%
9,47,508
Doses administered
▲ 221

PRECAUTION DOSE



5,75,334

Doses administered

▲ 3,606

PRECAUTION DOSES ADMINISTERED

Health Care Workers

76,502

Booster Doses administered

▲ 211

Front Line Workers

75,174

Booster Doses administered

▲ 533

60 + Years Coverage

3,18,180

Booster Doses administered

▲ 1,107

18 + Years Coverage

1,05,478

Booster Doses administered

▲ 1,755

▲ indicates the increase in last 24 hours



COVID-19 SCENARIO IN BENGALURU AND OTHER METROPOLITAN CITIES



CITY NAME	Positive Cases	Active Cases	Recovered	Deceased	Vaccine Doses Administered
New Delhi	19,03,822	1,819	18,75,802	26,201	3,41,03,630
Bengaluru*	17,86,473	1,651	17,67,858	16,964	2,19,58,539
Mumbai	10,62,136	1,370	10,41,200	19,566	2,10,41,011
Chennai	7,52,260	183	7,43,009	9,068	1,05,29,025
Kolkata	4,47,192	272	4,41,264	5,656	1,01,34,963

Source : <https://dashboard.cowin.gov.in/> at 4:30 pm (24.05.2022)
Source : <https://www.covid19bharat.org/> at 4:30 pm (24.05.2022)

*includes BBMP & Bengaluru Urban



SNAPSHOT OF COVID-19 CASES IN BENGALURU URBAN



**Total Wards With
<=5 Cases* :
175**

**Tests Conducted
On 23.05.2022:
14,205**

**Recovery
Rate:
98.96%**

**Total
Active Cases :
1,651**

**Total Vaccinated on
23.05.2022:
11,094**

**Positivity
Rate* :
1.04%**

**Active
Rate:
0.09%**

**Case
Fatality Rate* :
0.12%**



*Total positive cases In the past 7 days

*CFR and positivity is for Past 7 days



ಬೃಹತ್ ಬೆಂಗಳೂರು ಮಹಾನಗರ ಪಾಲಿಕೆ
Bruhat Bengaluru Mahanagara Palike



Download BBMP Bulletin	https://apps.bbmpgov.in/covid19/mediabulletin.php
For BBMPCovid19 Bed Status:	https://apps.bbmpgov.in/covid19/en/Bedstatus.php
To register for vaccination :	https://selfregistration.cowin.gov.in/
BBMP COVID19 Dashboard:	https://apps.bbmpgov.in/covid19/
Follow us on:	 www.facebook.com/bbmp.comm1/
	 twitter.com/BBMPCOMM

Government of Karnataka
ಆರೋಗ್ಯ ಮತ್ತು ಕುಟುಂಬ ಕಲ್ಯಾಣ ಇಲಾಖೆ
Dept of Health and Family Welfare

ಶಾಲೆಗಳಲ್ಲಿ ಅನುಸರಿಸಬೇಕಾದ
ಮುನ್ನೆಚ್ಚರಿಕಾ ಕ್ರಮಗಳು

ಸರಿಯಾದ ರೀತಿಯಲ್ಲಿ ಮಾಸ್ಕ್ ಧರಿಸಿ

ಟೆಂಪರೇಚರ್ ಚೆಕ್ ಮಾಡಿ

ಸರಿಯಾಗಿ ಕೈಗಳನ್ನು ತೊಳೆಯಿರಿ

ಸಾಮಾಜಿಕ ಅಂತರ ಪಾಲಿಸಿ

Connect with  @DHFVKA



Issued by:

**Honorable Chief Commissioner, BBMP
Special Commissioner Health & IT, BBMP
MD, Bengaluru Smart City Limited**

THANK YOU !